

## FEATURES AND BENEFITS

- Fastener designed to attach metal roof and sidewall panels used in pre-engineered metal building applications.
- 1/4" Stitch will securely fasten 2 layers of 26 GA with no strip-out.
- Cupped head & washer encapsulate EPDM rubber washer & provide a secure seal even when driven at an angle.

ALL UNPAINTED MAXX STEELBINDER® FASTENERS COME STANDARD WITH DURASEAL® PLUS ENHANCED CORROSION RESISTANCE COATING.

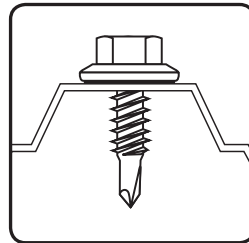
FOR PROPER INSTALLATION, THE USE OF IMPACT DRIVERS ARE NOT RECOMMENDED FOR POWDER COATED OR ANY WET PAINTED FASTENER.

PULLOUT & PULLOVER VALUES ARE DETERMINED IN THE ST FASTENING SYSTEMS ENGINEERING LABORATORY USING STEEL PANELS/FRAMING & WOOD DENSITIES WHOSE STRUCTURAL PROPERTIES ARE FOUND IN PRESENT DAY PRODUCTS.



SELF DRILL POINT

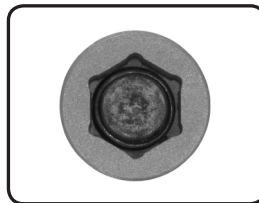
## APPLICATIONS



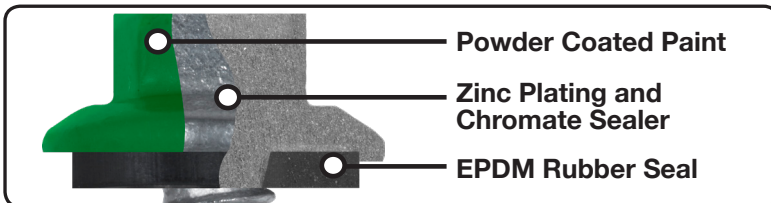
Stitch Screw



Drill point is designed to penetrate steel quickly with no "point walking"



Magnetic Sockets are available for powder coated fasteners.



Powder Coated Paint

Zinc Plating and Chromate Sealer

EPDM Rubber Seal

Cupped HWH head design improves Pull over strength versus standard HWH & Bonded Washer. Sockets are designed to allow for the added thickness of the powder coat.

SIZE	CARTON QTY.	WEIGHT/M
1/4 x 7/8" STITCH*	2500	13.4

\*CURRENT SIZES AVAILABLE WITH POWDER COATING

PULL OUT STRENGTH LBS. ULT.			
SUBSTRATE	GAUGE	THICKNESS	VALUE
AZ55 Galvalume 1/4"	26	.018	342
AZ55 Galvalume 1/4"	24	.024	378
AZ55 Galvalume 1/4"	22	.030	418
AZ55 Galvalume 1/4"	18	.048	1038

PULL OVER STRENGTH LBS. ULT.			
SUBSTRATE	GAUGE	THICKNESS	VALUE
AZ55 Galvalume 1/4"	29	.014	746
AZ55 Galvalume 1/4"	26	.018	960
AZ55 Galvalume 1/4"	24	.024	1261
AZ55 Galvalume 1/4"	22	.030	1376

HEAD STYLE
5/16" CHWH**
POINT DIAMETER
.181 / .177 .156 / .150 STITCH
MAJOR DIAMETER
.215 / .209 .246 / .240 STITCH
MINOR DIAMETER
.164 / .157 .192 / .185 STITCH
WASHER FACE DIAMETER
.560 / .545 .560 / .545 STITCH
HEAD ACROSS FLATS
NOM .312" NOM .312"
NOM. TENSILE STRENGTH
2900 LBS. 3800 LBS. STITCH
MIN. TORSIONAL STRENGTH
92 IN-LBS. 150 IN-LBS. STITCH
NOM. SHEAR STRENGTH
1962 LBS. 2850 LBS. STITCH

\*\*CHWH-CUPPED HEX WASHER HEAD

### NOTES

1. HRS (Hot Rolled Steel)
2. Pull over values calculated with EPDM rubber washer assembled to cupped head screw with .555" washer face.
3. All strength values shown are ultimate values, expressed in LBS. Apply an appropriate safety factor to obtain design limits.