

HILLMAN

HILLMAN

HILLMAN

HILLMAN

HILLMAN

HILLMAN

HILLMAN

HILLMAN

HILLMAN

HILLMAN



User and Application Guide for EZ Clone Key Program



This manual has been produced to serve as a guide for users of the EZ-Clone cloning machine and key application guide for the transponder key program. It is essential that you follow all the steps required to program a new key and select the correct transponder key per the application guide for the key to operate correctly.

CONTENTS:	page
EZ-Clone User Guide	3 - 4
Transponder Key Application Guide	5 - 9
H84-EK Key Special Application Instructions.....	10
Identifying a 'EK' Key by Blade Letter	11
On-Broad Programming (OBP) Instructions	12


WHAT IS A TRANSPONDER KEY AND HOW DOES IT WORK?

Transmitter + Responder equal a transponder key. When placed in a vehicles ignition and the ignition is turned "ON" a RF signal is sent to the transponder key which energizes the key. The key sends back a code to the control module. The control module checks the code against approved codes in memory. Confirmation is then sent to the engine control module and if the code is correct the vehicle is permitted to start.

WHAT IF KEY DOES NOT WORK?

If the key is incorrectly programmed, a non-transponder or wrong key is used, no confirmation is sent and the vehicle is not allowed to start. If the key you selected and programmed through the EZ Clone does not start the vehicle on the first try **do not try it again**. Recheck that the correct key was selected and if so try to program the key again. Repeated attempts to start a vehicle with an incorrect key may disable the engine control module and temporarily immobilize the vehicle.

Before starting programming process remove customer's key from key ring or key FOB as these items may interfere with the programming process.



EZ-CLONE USER GUIDE

If the EZ-Clone is not already turned on do so by flipping the black 'Rocker Switch' on the back of the machine. If screen does not display check to make sure power cord is plugged into back of EZ-Clone and at outlet.

READING THE KEY:

STEP 1

Remove customer's key from key ring or key FOB. Then insert the customer's key into the key slot and press the **READ** button.

NOTE: Customer's key must be removed from key ring or key FOB before inserting into key slot or the EZ Clone may not be able to read key.

INSERT ORIGINAL KEY
◀ READ

STEP 2

The reading operation begins. The display shows:

READING IN PROGRESS
WAIT

STEP 3


When the customer's key has been read successfully, the display shows. The customer's key can now be removed.

READING SUCCESSFUL
REMOVE KEY

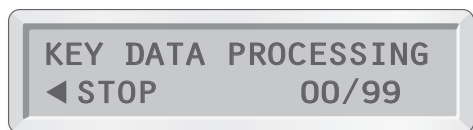
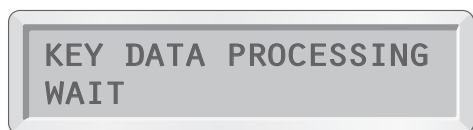
STEP 4

Once the customer's key has been removed, depending on the type of transponder key one of the below screens will display:

If the **INSERT BLANK KEY** screen displays, proceed to **WRITING THE KEY**.



If the customer's original key is encrypted, EZ-Clone displays the following two screens:



Once data has been processed the **INSERT BLANK KEY** screen displays. Then proceed to **WRITING THE KEY**.

WRITING THE KEY:

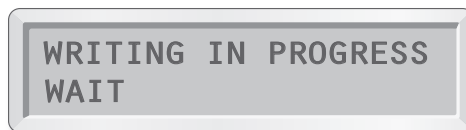
STEP 5

Select the correct key blank from the **Transponder Key Application Guide** and insert it into the key slot and then press the **WRITE** button.



STEP 6

Once the writing process has begun, the display shows:



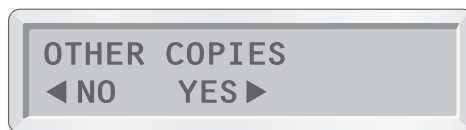
STEP 7

When the key has been written successfully, the display shows:



STEP 8

The key can now be removed and the below screen will display. If you want additional copies of the key, press **WRITE** and follow the on screen steps. If no additional copies are needed, press **READ**.



STEP 9

The key can now be cut on the key machine.

HILLMAN TRANSPONDER KEY APPLICATION GUIDE

ACURA	Years	Complete Key	Key Blade Only	Key Head Only	Programming
CL	1999-2003	HD106-PT5	N/A	N/A	EZ Clone
Integra	2000-2001	HD106-PT5	N/A	N/A	EZ Clone
MDX	2001-2006	HD106-PT5	N/A	N/A	EZ Clone
NSX	1997-2005	HD106-PT5	N/A	N/A	EZ Clone
RL	1996-2004	HD106-PT5	N/A	N/A	EZ Clone
RSX	2002-2006	HD106-PT5	N/A	N/A	EZ Clone
TL	1999-2003	HD106-PT5	N/A	N/A	EZ Clone

BUICK	Years	Complete Key	Key Blade Only	Key Head Only	Programming
Enclave	2007-2009	B111-PT	N/A	N/A	On-Board Programming (A or G)
LaCrosse/Allure	2005-2009	B107-PT5	N/A	N/A	EZ Clone
LeSabre	2000-2005	B99-PT5	N/A	N/A	EZ Clone
Lucerne	2006-2009	B111-PT	N/A	N/A	On-Board Programming (A or G)
Park Avenue	1997-2005	B97-PT5	N/A	N/A	EZ Clone
Rainier	2003-2007	B99-PT5	N/A	N/A	EZ Clone
Rendezvous / Ultra	2002-2007	B99-PT5	N/A	N/A	EZ Clone
Terreza	2005-2007	B107-PT5	N/A	N/A	EZ Clone

CADILLAC	Years	Complete Key	Key Blade Only	Key Head Only	Programming
CTS	2002-2003	B99-PT5	N/A	N/A	EZ Clone
Catera	1997-1999	HU46T2	N/A	N/A	EZ Clone
DeVille	2000-2005	B99-PT5	N/A	N/A	EZ Clone
DTS	2006-2009	B111-PT	N/A	N/A	On-Board Programming (A or G)
Escalade	2007-2009	B111-PT	N/A	N/A	On-Board Programming (A or G)
Seville	1998-2004	B99-PT5	N/A	N/A	EZ Clone
SRX, XLR	2004-2009	B111-PT	N/A	N/A	On-Board Programming (A or G)
STS	2004-2009	B111-PT	N/A	N/A	On-Board Programming (G)

CHEVROLET	Years	Complete Key	Key Blade Only	Key Head Only	Programming
Avalanche	2006-2009	B111-PT	N/A	N/A	On-Board Programming (A or G)
Cobalt	2006-2009	B111-PT	N/A	N/A	On-Board Programming (A or G)
Epica	2004-2007	DW05T5	N/A	N/A	EZ Clone
Equinox	2007-2009	B111-PT	N/A	N/A	On-Board Programming (A or G)
HHR	2006-2009	B111-PT	N/A	N/A	On-Board Programming (A or G)
Impala	2006-2009	B111-PT	N/A	N/A	On-Board Programming (A or G)
Malibu / Maxx	2004-2009	B111-PT	N/A	N/A	On-Board Programming (A or G)
Monte Carlo	2006-2008	B111-PT	N/A	N/A	On-Board Programming (A or G)
Silverado	2007-2009	B111-PT	N/A	N/A	On-Board Programming (A or G)
Suburban	2007-2009	B111-PT	N/A	N/A	On-Board Programming (A or G)
Tahoe	2007-2009	B111-PT	N/A	N/A	On-Board Programming (A or G)
Traverse	2009	B111-PT	N/A	N/A	On-Board Programming (A or G)
Uplander	2007-2008	B99-PT5	N/A	N/A	EZ Clone
Uplander	2005-2006	B97-PT5	N/A	N/A	EZ Clone
Venture Van	1999-2005	B97-PT5	N/A	N/A	EZ Clone

CHRYSLER	Years	Complete Key	Key Blade Only	Key Head Only	Programming
300	2005-2007	Y-164PT	N/A	N/A	On-Board Programming (F)
300	1999-2004	Y160-EK3	A-Y160	EH3	EZ Clone
Aspen	2007-2009	Y-164PT	N/A	N/A	On-Board Programming (F)
Cirrus	1999-2000	Y160-EK3	A-Y160	EH3	EZ Clone
Concorde	1998-2004	Y160-EK3	A-Y160	EH3	EZ Clone
LHS	1999-2001	Y160-EK3	A-Y160	EH3	EZ Clone
New Yorker	1998-2001	Y160-EK3	A-Y160	EH3	EZ Clone
Pacifica	2004-2008	Y-164PT	N/A	N/A	On-Board Programming (F)
PT Cruiser	2006-2009	Y-164PT	N/A	N/A	On-Board Programming (F)
PT Cruiser	2001-2005	Y160-EK3	A-Y160	EH3	EZ Clone
Sebring Convertible	2007-2009	Y-164PT	N/A	N/A	On-Board Programming (F)
Sebring Convertible	1998-2006	Y160-EK3	A-Y160	EH3	EZ Clone
Sebring Coupe	2001-2005	MIT9-EK3	L-MIT9	EH3	EZ Clone
Sebring Sedan	2007-2009	Y-164PT	N/A	N/A	On-Board Programming (F)
Sebring Sedan	2001-2006	Y160-EK3	A-Y160	EH3	EZ Clone
Town & Country	2004-2007	Y-164PT	N/A	N/A	On-Board Programming (F)
Town & Country	2001-2003	Y160-EK3	A-Y160	EH3	EZ Clone
Voyager	2001-2003	Y160-EK3	A-Y160	EH3	EZ Clone

DAEWOO	Years	Complete Key	Key Blade Only	Key Head Only	Programming
Lanos	2000-2003	DW05RT5	N/A	N/A	EZ Clone
Leganza	1998-2004	DW05T5	N/A	N/A	EZ Clone
Nubira	1998-2002	DW04RT5	N/A	N/A	EZ Clone

DODGE	Years	Complete Key	Key Blade Only	Key Head Only	Programming
Avenger	2008-2009	Y-164PT	N/A	N/A	On-Board Programming (F)
Caravan	2001-2003	Y160-EK3	A-Y160	EH3	EZ Clone
Charger	2005-2009	Y-164PT	N/A	N/A	On-Board Programming (F)
Caliber	2005-2009	Y-164PT	N/A	N/A	On-Board Programming (F)
Caravan	2004-2007	Y-164PT	N/A	N/A	On-Board Programming (F)
Grand Caravan	2001-2003	Y160-EK3	A-Y160	EH3	EZ Clone
Dakota	2005-2009	Y-164PT	N/A	N/A	On-Board Programming (F)
Dakota	2001-2004	Y160-EK3	A-Y160	EH3	EZ Clone
Durango Pick-up / SUV	2004-2008	Y-164PT	N/A	N/A	On-Board Programming (F)
Durango Pick-up / SUV	2001-2003	Y160-EK3	A-Y160	EH3	EZ Clone
Intrepid	1998-2004	Y160-EK3	A-Y160	EH3	EZ Clone
Intrepid ES	2001-2004	Y160-EK3	A-Y160	EH3	EZ Clone
Intrepid Sedan	2001-2004	Y160-EK3	A-Y160	EH3	EZ Clone
Journey	2008	Y-164PT	N/A	N/A	On-Board Programming (F)
Magnum	2005-2009	Y-164PT	N/A	N/A	On-Board Programming (F)
Neon	2000-2005	Y160-EK3	A-Y160	EH3	EZ Clone
Nitro	2007-2009	Y-164PT	N/A	N/A	On-Board Programming (F)
Ram 1500, 2500, 3500	2006-2009	Y-164PT	N/A	N/A	On-Board Programming (F)
Ram 1500, 2500, 3500	2002-2005	Y160-EK3	A-Y160	EH3	EZ Clone
Sprinter	2004-2007	YM15T5-SI	N/A	N/A	SP/ORD Sidewinder
Stratus Coupe	2001-2005	MIT9-EK3	L-MIT9	EH3	EZ Clone
Stratus Sedan	1999-2007	Y160-EK3	A-Y160	EH3	EZ Clone

EAGLE	Years	Complete Key	Key Blade Only	Key Head Only	Programming
Vision	1998	Y160-EK3	A-Y160	EH3	EZ Clone

FORD	Years	Complete Key	Key Blade Only	Key Head Only	Programming
Cobra	1997	H72-EK3	B-H72	EH3	EZ Clone
Contour 2.5i V6	1997-1998	H73-EK3	C-H73	EH3	EZ Clone
Contour V6 LX3	1997-2000	H73-EK3	C-H73	EH3	EZ Clone
Crown Victoria	1998-2002	H72-EK3	B-H72	EH3	EZ Clone
Crown Victoria	2003-2008	H84-EK3	D-H84	EH3	EZ Clone
E Series	2008-2009	H84-EK3	D-H84	EH3	EZ Clone
Edge	2007-2009	H84-EK3	D-H84	EH3	*Integrated Keys
Escape	2001-2006	H84-EK3	D-H84	EH3	EZ Clone
Escape	2007-2009	H84-EK3	D-H84	EH3	*Integrated Keys
Excursion	2000-2006	H72-EK3	B-H72	EH3	EZ Clone
Expedition	1997-2002	H72-EK3	B-H72	EH3	EZ Clone
Expedition	2003-2009	H84-EK3	D-H84	EH3	EZ Clone
Explorer	1998-2000	H72-EK3	B-H72	EH3	EZ Clone
Explorer	2001-2009	H84-EK3	D-H84	EH3	EZ Clone
Explorer Sport	Mid 99-Mid 01	H72-EK3	B-H72	EH3	EZ Clone
Explorer Sport Trac	Mid 01-Mid 09	H84-EK3	D-H84	EH3	EZ Clone
F-150 Heritage	2004	H72-EK3	B-H72	EH3	EZ Clone
F-150 Series	1999-2003	H72-EK3	B-H72	EH3	EZ Clone
F-150 Series	2004-2009	H84-EK3	D-H84	EH3	EZ Clone
F-250 Series	1999-2003	H72-EK3	B-H72	EH3	EZ Clone
F-250 Series	2004-2009	H84-EK3	D-H84	EH3	EZ Clone
F-350 Super Duty	2004-2009	H84-EK3	D-H84	EH3	EZ Clone
Five Hundred	2005-2007	H84-EK3	D-H84	EH3	EZ Clone
Flex	2009	H84-EK3	D-H84	EH3	EZ Clone
Focus	2000-2009	H84-EK3	D-H84	EH3	EZ Clone
Ford GT	2005-2006	H84-EK3	D-H84	EH3	EZ Clone
Freestar	2004-2007	H84-EK3	D-H84	EH3	EZ Clone
Freestyle	2006-2006	H84-EK3	D-H84	EH3	EZ Clone
Freestyle	2007	H84-EK3	D-H84	EH3	*Integrated Keys
Fusion	2006-2009	H84-EK3	D-H84	EH3	*Integrated Keys
Mustang	1996-2004	H72-EK3	B-H72	EH3	EZ Clone
Mustang	2005-2009	H84-EK3	D-H84	EH3	EZ Clone
Mustang GT	1996	H73-EK3	C-H73	EH3	EZ Clone
Ranger Pickup	1999-2000	H72-EK3	B-H72	EH3	EZ Clone
Ranger Pickup	2001-2009	H84-EK3	D-H84	EH3	EZ Clone
Taurus	2000-2007	H84-EK3	D-H84	EH3	EZ Clone
Taurus	2008-2009	H84-EK3	D-H84	EH3	*Integrated Keys
Taurus LX	1996-1999	H72-EK3	B-H72	EH3	EZ Clone
Taurus SHO, LS	1996-1999	H72-EK3	B-H72	EH3	EZ Clone
Taurus X, Freestyle	2008	H84-EK3	D-H84	EH3	*Integrated Keys
Thunderbird	2002-2005	H84-EK3	D-H84	EH3	EZ Clone
Trucks 6000,9000,CF7000	2000-2004	H72-EK3	B-H72	EH3	EZ Clone
Windstar	1998-2000	H72-EK3	B-H72	EH3	EZ Clone
Windstar	2001-2003	H84-EK3	D-H84	EH3	EZ Clone

* See special instructions on page 10

GMC TRUCK	Years	Complete Key	Key Blade Only	Key Head Only	Programming
Acadia	2007-2009	B111-PT	N/A	N/A	On-Board Programming (A or G)
Danali, Envoy	2007-2008	B111-PT	N/A	N/A	On-Board Programming (A or G)
Savana	2008-2009	B111-PT	N/A	N/A	On-Board Programming (A or G)
Sierra	2007-2009	B111-PT	N/A	N/A	On-Board Programming (A or G)

HONDA	Years	Complete Key	Key Blade Only	Key Head Only	Programming
Accord	1998-2002	HD106-PT5	N/A	N/A	EZ Clone
Civic	2003-2005	HO01T5	N/A	N/A	SP/ORD Sidewinder
Civic	2001-2002	HD106-PT5	N/A	N/A	EZ Clone
CR-V	2002-2006	HO01T5	N/A	N/A	SP/ORD Sidewinder
Element	2003-2005	HO01T5	N/A	N/A	SP/ORD Sidewinder
Insight	2000-2006	HD106-PT5	N/A	N/A	EZ Clone
Odyssey	2003-2004	HO01T5	N/A	N/A	SP/ORD Sidewinder
Odyssey	1998-2002	HD106-PT5	N/A	N/A	EZ Clone
Pilot	2003-2005	HO01T5	N/A	N/A	SP/ORD Sidewinder
Prelude	1997-2002	HD106-PT5	N/A	N/A	EZ Clone
S2000	2000-2005	HD106-PT5	N/A	N/A	EZ Clone

SP/ORD Sidewinder - Requires sidewinder key machine

HUMMER	Years	Complete Key	Key Blade Only	Key Head Only	Programming
H2	2008	B111-PT	N/A	N/A	On-Board Programming (A or G)
H3	2008	B111-PT	N/A	N/A	On-Board Programming (A or G)

INFINITI	Years	Complete Key	Key Blade Only	Key Head Only	Programming
G20	2000-2002	N102-EK3	H-N102	EH3	EZ Clone
I30	2000-2004	N102-EK3	H-N102	EH3	EZ Clone
I35	2000-2004	N102-EK3	H-N102	EH3	EZ Clone
QX4	1999-2003	N102-EK3	H-N102	EH3	EZ Clone

JEEP	Years	Complete Key	Key Blade Only	Key Head Only	Programming
Cherokee	1998-2001	Y160-EK3	A-Y160	EH3	EZ Clone
Commander	2006-2007	Y-164PT	N/A	N/A	On-Board Programming (F)
Compass/Patriot	2007-2009	Y-164PT	N/A	N/A	On-Board Programming (F)
Grand Cherokee	1998-2004	Y160-EK3	A-Y160	EH3	EZ Clone
Liberty	2005-2009	Y-164PT	N/A	N/A	On-Board Programming (F)
Liberty	2002-2004	Y160-EK3	A-Y160	EH3	EZ Clone
Wrangler	2005-2009	Y-164PT	N/A	N/A	On-Board Programming (F)
Wrangler	1998-2006	Y160-EK3	A-Y160	EH3	EZ Clone

KIA	Years	Complete Key	Key Blade Only	Key Head Only	Programming
Amanti	2004-2009	TOY40-EK3	G-TOY40	EH3	SP/ORD Sidewinder

LEXUS	Years	Complete Key	Key Blade Only	Key Head Only	Programming
ES300	1998-2001	TOY40-EK3	G-TOY40	EH3	SP/ORD Sidewinder
ES300	2002-2003	TOY48-EK3	F-TOY48	EH3	SP/ORD Sidewinder
ES330	2004-2006	TOY48-EK3	F-TOY48	EH3	SP/ORD Sidewinder
GS300	1998-2005	TOY48-EK3	F-TOY48	EH3	SP/ORD Sidewinder
GS400	1998-2000	TOY40-EK3	G-TOY40	EH3	SP/ORD Sidewinder
GS430	2001-2005	TOY48-EK3	F-TOY48	EH3	SP/ORD Sidewinder
GX470	2003-2008	TOY48-EK3	F-TOY48	EH3	SP/ORD Sidewinder
IS300	2001-2005	TOY48-EK3	F-TOY48	EH3	SP/ORD Sidewinder
LS400	1997	TOY40-EK3	G-TOY40	EH3	SP/ORD Sidewinder
LS400	1998-2006	TOY48-EK3	F-TOY48	EH3	SP/ORD Sidewinder
LS430	1997	TOY40-EK3	G-TOY40	EH3	SP/ORD Sidewinder
LS430	1998-2006	TOY48-EK3	F-TOY48	EH3	SP/ORD Sidewinder
LX450	1998	TOY40-EK3	G-TOY40	EH3	SP/ORD Sidewinder
LX470	1998-2000	TOY40-EK3	G-TOY40	EH3	SP/ORD Sidewinder
LX470	2001-2007	TOY48-EK3	F-TOY48	EH3	SP/ORD Sidewinder
RX300	1997-2003	TOY48-EK3	F-TOY48	EH3	SP/ORD Sidewinder
RX330	2004-2006	TOY48-EK3	F-TOY48	EH3	SP/ORD Sidewinder
RX350	2007-2009	TOY48-EK3	F-TOY48	EH3	SP/ORD Sidewinder
RX400h	2006-2008	TOY48-EK3	F-TOY48	EH3	SP/ORD Sidewinder
SC300	1998-2001	TOY40-EK3	G-TOY40	EH3	SP/ORD Sidewinder
SC300	2002-2006	TOY48-EK3	F-TOY48	EH3	SP/ORD Sidewinder
SC400	1998-2001	TOY40-EK3	G-TOY40	EH3	SP/ORD Sidewinder
SC400	2002-2006	TOY48-EK3	F-TOY48	EH3	SP/ORD Sidewinder
SC430	1998-2001	TOY40-EK3	G-TOY40	EH3	SP/ORD Sidewinder
SC430	2002-2009	TOY48-EK3	F-TOY48	EH3	SP/ORD Sidewinder

SP/ORD Sidewinder - Requires sidewinder key machine

LINCOLN	Years	Complete Key	Key Blade Only	Key Head Only	Programming
Aviator	2003-2007	H84-EK3	D-H84	EH3	EZ Clone
Blackwood	2002	H72-EK3	B-H72	EH3	EZ Clone
Continental	1998-2002	H72-EK3	B-H72	EH3	EZ Clone
LS6 / LS8	1999-2006	H84-EK3	D-H84	EH3	EZ Clone
Mark LT Truck	2006-2008	H84-EK3	D-H84	EH3	EZ Clone
MKX / MKZ	2007-2009	H84-EK3	D-H84	EH3	*Integrated Keys
Navigator	1998-2002	H72-EK3	B-H72	EH3	EZ Clone
Navigator	2003-2008	H84-EK3	D-H84	EH3	EZ Clone
Town Car	1998-2002	H72-EK3	B-H72	EH3	EZ Clone
Town Car	2003-2009	H84-EK3	D-H84	EH3	EZ Clone
Zephyr	2006-2009	H84-EK3	D-H84	EH3	*Integrated Keys

MAZDA	Years	Complete Key	Key Blade Only	Key Head Only	Programming
626 w/Luxury Pkg	2000-2002	MAZ24-EK3	J-MAZ24	EH3	EZ Clone
626ES-V6	2000-2002	MAZ24-EK3	J-MAZ24	EH3	EZ Clone
B Series Truck	1999-2000	H72-EK3	B-H72	EH3	EZ Clone
B Series Truck	2001-2009	H84-EK3	D-H84	EH3	EZ Clone
CX-7 / CX-9	2007-2009	MAZ24-EK3	J-MAZ24	EH3	EZ Clone
Mazda 3	2004-2009	MAZ24-EK3	J-MAZ24	EH3	EZ Clone
Mazda 5	2006-2009	MAZ24-EK3	J-MAZ24	EH3	EZ Clone
Mazda 6	2003-2009	MAZ24-EK3	J-MAZ24	EH3	EZ Clone
Mazda Speed 6	2006-2008	MAZ24-EK3	J-MAZ24	EH3	EZ Clone
Miata	2001-2005	MAZ24-EK3	J-MAZ24	EH3	EZ Clone
Miata MX5	2006-2009	MAZ24-EK3	J-MAZ24	EH3	EZ Clone
RX8	2004-2009	MAZ24-EK3	J-MAZ24	EH3	EZ Clone
Tribute	2001-2009	H84-EK3	D-H84	EH3	EZ Clone

MERCURY	Years	Complete Key	Key Blade Only	Key Head Only	Programming
Cougar	1999-2002	H73-EK3	C-H73	EH3	EZ Clone
Grand Marquis	1998-2002	H72-EK3	B-H72	EH3	EZ Clone
Grand Marquis	2003-2009	H84-EK3	D-H84	EH3	EZ Clone
Marauder	2003-2005	H84-EK3	D-H84	EH3	EZ Clone
Mariner	2005-2006	H84-EK3	D-H84	EH3	EZ Clone
Mariner	2007-2009	H84-EK3	D-H84	EH3	*Integrated Keys
Milan	2006-2009	H84-EK3	D-H84	EH3	*Integrated Keys
Montego	2005-2007	H84-EK3	D-H84	EH3	EZ Clone
Monterey	2004-2007	H84-EK3	D-H84	EH3	EZ Clone
Mountaineer	1998-2001	H72-EK3	B-H72	EH3	EZ Clone
Mountaineer	2002-2009	H84-EK3	D-H84	EH3	EZ Clone
Mystique LS	1997-2000	H73-EK3	C-H73	EH3	EZ Clone
Sable	2008-2009	H84-EK3	D-H84	EH3	*Integrated Keys
Sable GS	1999	H72-EK3	B-H72	EH3	EZ Clone
Sable GS, LS	2000-2007	H84-EK3	D-H84	EH3	EZ Clone
Sable LE, SE, SHO	1996-1999	H72-EK3	B-H72	EH3	EZ Clone

MITSUBISHI	Years	Complete Key	Key Blade Only	Key Head Only	Programming
Diamante	2000-2006	MIT8-EK3	K-MIT8	EH3	EZ Clone
Eclipse	2000-2005	MIT9-EK3	L-MIT9	EH3	EZ Clone
Endeavor (N)	2004-2006	MIT9-EK3	L-MIT9	EH3	EZ Clone
Galant	2000-2003	MIT9-EK3	L-MIT9	EH3	EZ Clone
Lancer EVO	2003-2006	MIT14-EK3	M-MIT14	EH3	EZ Clone
Montero / Sport	2001-2006	MIT8-EK3	K-MIT8	EH3	EZ Clone
Outlander	2004-2009	MIT14-EK3	M-MIT14	EH3	EZ Clone

NISSAN	Years	Complete Key	Key Blade Only	Key Head Only	Programming
Altima	2000-2004	N102-EK3	H-N102	EH3	EZ Clone
Froniter	2002-2005	N102-EK3	H-N102	EH3	EZ Clone
Maxima / 810	2000-2003	N102-EK3	H-N102	EH3	EZ Clone
Pathfinder	Mid99-2004	N102-EK3	H-N102	EH3	EZ Clone
Sentra SE-R, 200SX, 240SX	2000-2007	N102-EK3	H-N102	EH3	EZ Clone
X-Terra	2002-2004	N102-EK3	H-N102	EH3	EZ Clone

OLDSMOBILE	Years	Complete Key	Key Blade Only	Key Head Only	Programming
Aurora	2001-2003	2001-2003	N/A	N/A	EZ Clone
Silhouette	1999-2004	1999-2004	N/A	N/A	EZ Clone

PLYMOUTH	Years	Complete Key	Key Blade Only	Key Head Only	Programming
Breeze	1999-2000	Y160-EK3	A-Y160	EH3	EZ Clone
Grand Voyager	2001-2003	Y160-EK3	A-Y160	EH3	EZ Clone
Neon	2000-2001	Y160-EK3	A-Y160	EH3	EZ Clone
Voyager	2001-2003	Y160-EK3	A-Y160	EH3	EZ Clone

* See special instructions on page 10

PONTIAC	Years	Complete Key	Key Blade Only	Key Head Only	Programming
Aztek	2001-2005	B99-PT5	N/A	N/A	EZ Clone
Bonneville	2000-2005	B99-PT5	N/A	N/A	EZ Clone
G5	2007-2009	B111-PT	N/A	N/A	On-Board Programming (A or G)
G6 / GPX	2006-2009	B111-PT	N/A	N/A	On-Board Programming (A or G)
G8	2008	B111-PT	N/A	N/A	On-Board Programming (A or G)
Grand Prix	2008	B111-PT	N/A	N/A	On-Board Programming (A or G)
Grand Prix	2004-2007	B107-PT5	N/A	N/A	EZ Clone
Grand Prix	2000-2003	B103-PT5	N/A	N/A	EZ Clone
Montana	2005-2007	B99-PT5	N/A	N/A	EZ Clone
Montana	2005	B107-PT5	N/A	N/A	EZ Clone
Montana	1999-2004	B97-PT5	N/A	N/A	EZ Clone
Soltice	2007-2009	B111-PT	N/A	N/A	On-Board Programming (A or G)
Torrent	2006-2009	B111-PT	N/A	N/A	On-Board Programming (A or G)
Trans Sport	1999	B97-PT5	N/A	N/A	EZ Clone

PORSCHE	Years	Complete Key	Key Blade Only	Key Head Only	Programming
Boxster	1997-1998	HU66T5	N/A	N/A	EZ Clone

SAAB	Years	Complete Key	Key Blade Only	Key Head Only	Programming
9-3, 9-5	1998-1998	YM30T5	N/A	N/A	SP/ORD Sidewinder

SP/ORD Sidewinder - Requires sidewinder key machine

SATURN	Years	Complete Key	Key Blade Only	Key Head Only	Programming
Aura	2007-2009	B111-PT	N/A	N/A	On-Board Programming (A or G)
Outlook	2007-2009	B111-PT	N/A	N/A	On-Board Programming (A or G)
Sky	2007-2009	B111-PT	N/A	N/A	On-Board Programming (A or G)

SCION	Years	Complete Key	Key Blade Only	Key Head Only	Programming
TC	2005-2009	TOY43-EK3	E-TOY43	EH3	EZ Clone
XA	2004-2007	TOY43-EK3	E-TOY43	EH3	EZ Clone
XB	2004-2008	TOY43-EK3	E-TOY43	EH3	EZ Clone
XD	2008	TOY43-EK3	E-TOY43	EH3	EZ Clone

SUBARU	Years	Complete Key	Key Blade Only	Key Head Only	Programming
B9 Tribeca	2006-2009	SUB4-EK3	P-SUB4	EH3	EZ Clone
Forester	2005-2008	SUB4-EK3	P-SUB4	EH3	EZ Clone
Forester	2009	SUB1-EK3	N-SUB1	EH3	SP/ORD Sidewinder
Impreza	2005-2007	SUB4-EK3	P-SUB4	EH3	EZ Clone
Impreza	2008-2009	SUB1-EK3	N-SUB1	EH3	SP/ORD Sidewinder
Legacy	2005-2009	SUB4-EK3	P-SUB4	EH3	EZ Clone
Outback	2005-2009	SUB4-EK3	P-SUB4	EH3	EZ Clone

SP/ORD Sidewinder - Requires sidewinder key machine

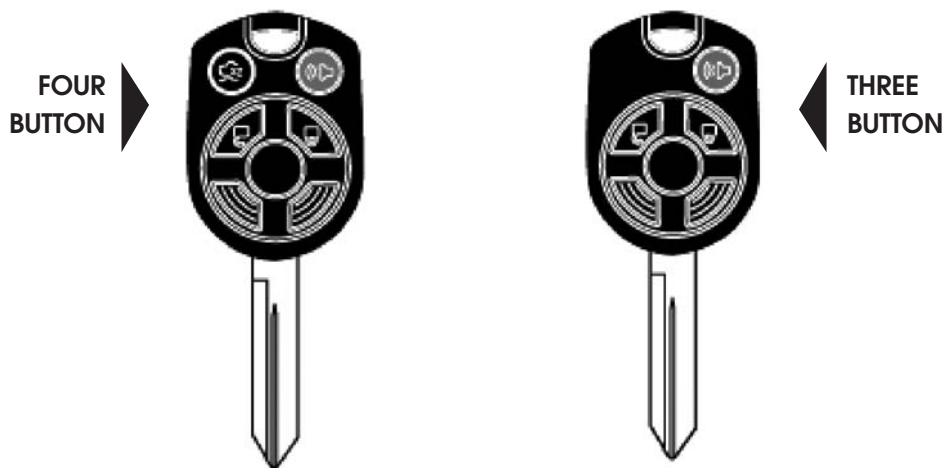
SUZUKI	Years	Complete Key	Key Blade Only	Key Head Only	Programming
XL-7	2007-2008	B111-PT	N/A	N/A	On-Board Programming (A or G)

TOYOTA	Years	Complete Key	Key Blade Only	Key Head Only	Programming
4 Runner	1999-2009	TOY43-EK3	E-TOY43	EH3	EZ Clone
4 Runner, Ltd	1999-2002	TOY43-EK3	E-TOY43	EH3	EZ Clone
Avalon XLS, XL	1998-2009	TOY43-EK3	E-TOY43	EH3	EZ Clone
Camry	1998-2002	TOY43-EK3	E-TOY43	EH3	EZ Clone
Camry	2007-2009	TOY43-EK3	E-TOY43	EH3	EZ Clone
Camry CE	2003-2009	TOY43-EK3	E-TOY43	EH3	EZ Clone
Camry LE	1998-2009	TOY43-EK3	E-TOY43	EH3	EZ Clone
Camry XLE	1998-2003	TOY43-EK3	E-TOY43	EH3	EZ Clone
Corolla	2005-2009	TOY43-EK3	E-TOY43	EH3	EZ Clone
Highlander / Limited	2001-2009	TOY43-EK3	E-TOY43	EH3	EZ Clone
Land Cruiser	1998-2008	TOY43-EK3	E-TOY43	EH3	EZ Clone
Matrix	2004-2009	TOY43-EK3	E-TOY43	EH3	EZ Clone
Prius	2001-2008	TOY43-EK3	E-TOY43	EH3	EZ Clone
RAV4	2006-2009	TOY43-EK3	E-TOY43	EH3	EZ Clone

H84-EK KEY SPECIAL APPLICATION INSTRUCTIONS


If the customer's vehicle matches an application listed below and the customer's key looks like either one of the two keys shown below the key can not be programmed using the EZ Clone. **The customer will need to be referred to the dealership.**

MAKE	MODEL	YEARS
Ford	Edge	2007 - 2009
Ford	Edge w/Power Lift Gate	2007 - 2009
Ford	Escape	2007 - 2009
Ford	Freestyle	2007
Ford	Fusion	2006 - 2009
Ford	Taurus	2008 - 2009
Ford	Taurus X	2008 - 2009
Lincoln	MKX	2007 - 2009
Lincoln	MKZ	2007 - 2009
Lincoln	MKZ w/Power Lift Gate	2007 - 2009
Lincoln	Navigator	2009
Lincoln	Zephyr	2006
Mercury	Mariner	2007 - 2009
Mercury	Milan	2006 - 2009
Mercury	Sable	2008 - 2009



IDENTIFYING ILCO 'EK' TRANSPONDER KEYS BY BLADE LETTER

Although all the head shapes are similar on the Ilco 'EK' Transponder keys they can be easily identified by an alphabetical letter stamped on the key blade. See example below.



KEY BLADE REFERENCE LIST:

MAKE	COMPLETE KEY BLANK	BLADE LETTER
Chrysler/Dodge/Jeep	Y160-EK3	A
Ford/Lincoln/Mercury	H72-EK3	B
Ford/Mercury	H73-EK3	C
Ford/Lincoln/Mercury	H84-EK3	D
Toyota/Scion	TOY43-EK3	E
Lexus	TOY48-EK3	F
Lexus	TOY40-EK3	G
Nissan/Infiniti	N102-EK3	H
Mazda	MAZ24-EK3	J
Mitsubishi	MIT8-EK3	K
Mitsubishi/Chrysler	MIT9-EK3	L
Mitsubishi	MIT14-EK3	M
Subaru	SUB1-EK3	N
Subaru	SUB4-EK3	P

On-Board Programming

Programming Procedures...

Listed on this page are the On-Board Programming procedures for the vehicles listed as using On-Board Programming keys. These procedures allow a new transponder key to be added to the memory of certain vehicles. Consult your owners manual if you have any questions on the programming process.

Note: The vehicle's that use procedures F & G require two original keys to program any new keys. Without two originals the vehicle owner will have to go to a car dealership to get additional keys.

Note: Doors should be shut and windows up when performing these Procedures.



**Buick
& Cadillac**

2001+ GM vehicles with a #2 or #3 at the beginning of the VIN Number use Program G

Add Duplicate Key

1. Insert an existing key and turn the ignition cylinder to ON (Run) and then back to OFF.
2. Within fifteen seconds remove the existing key, insert the new key and turn it to ON.
3. The security light will light up for two seconds to indicate successful programming of the key into the vehicle.

(Requires two existing keys)

Add Duplicate Key (Requires two existing keys)

1. Insert one of the two existing keys into the ignition lock and turn to the ON (Run) position.
2. After the key has been in the ON position for at least five seconds but not more than 15 seconds turn the lock back to OFF.
3. Remove the key and insert the second existing key and turn to the ON position within 15 seconds.
4. A theft alarm light should illuminate after ten seconds and a single chime sound will indicate entry into the "Customer Programming Mode."
5. Turn the key to the OFF position within 60 seconds and remove the valid key.
6. Insert a new key and turn it to the ON position.
7. After approximately ten seconds, a single chime will sound and the theft alarm light will stop. Wait five seconds and turn the key to the OFF position.
8. The above steps must be repeated for additional keys.



**Chrysler,
Dodge
& Jeep**

(Requires two existing keys)

Use for 2001+ GM vehicles with a #2 or #3 at the beginning of the VIN Number. All others use Program A.

Add Duplicate Key

1. Insert one of the two existing keys into the ignition lock and turn to the ON (Run) position.
2. When the SECURITY light goes out, remove the key.
3. Insert the second existing key and turn to the On (Run) Position
4. When the SECURITY light goes out, remove the key.
5. Insert the new key and turn it to the ON position.
7. When the SECURITY light goes out, the key has been programmed.



**General
Motors
2001+**



10590 Hamilton Ave
Cincinnati, OH 45231
1.800.800.4900